

## Radio

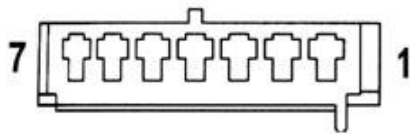
Bilder på kontaktstycket, en till Radion för PT 2000 till 2002 och en till 2003 till 2005.

Sen finns det omvandlings kitt för den som vill ha en nyare radio i sin PT.

OEM nummer om innehåller ny kabelomvandlare för radion el och högtalare. Antenn omvandlare för det är en ny kontakt där, samt kontakten så du kan ha navigationen via PCI BUS. speed puls

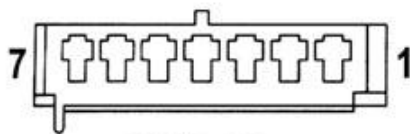
Part # 82207541 / 82207541AB / 82207541AC

### Radio (harness) connector pinouts (1999-2001)



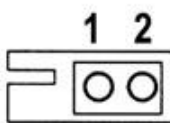
**RADIO - C1**  
(gray)

CAV	FUNCTION
1	RADIO MUTE
2	LEFT FRONT SPEAKER (-)
3	RIGHT FRONT SPEAKER (-)
4	PARK LAMP RELAY OUTPUT
5	PANEL LAMPS DRIVER
6	FUSED IGNITION SWITCH OUTPUT (RUN-ACC)
7	FUSED B(+)



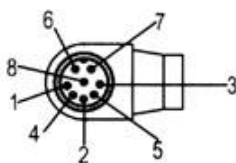
**RADIO - C2**  
(black)

CAV	FUNCTION
1	ENABLE SIGNAL TO AMPLIFIER
2	LEFT REAR SPEAKER (+)
3	RIGHT REAR SPEAKER (+)
4	LEFT FRONT SPEAKER (+)
5	RIGHT FRONT SPEAKER (+)
6	LEFT REAR SPEAKER (-)
7	RIGHT REAR SPEAKER (-)



**RADIO - C3**

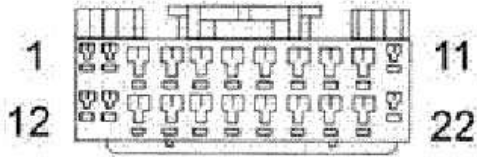

CAV	FUNCTION
1	PCI BUS
2	



**RADIO - C4**  
(CD Changer)

CAV	FUNCTION
1	
2	AUDIO OUT RIGHT
3	
4	GROUND
5	AUDIO OUT LEFT
6	B(+)
7	IGNITION SWITCH OUTPUT
8	GROUND

2002-2004



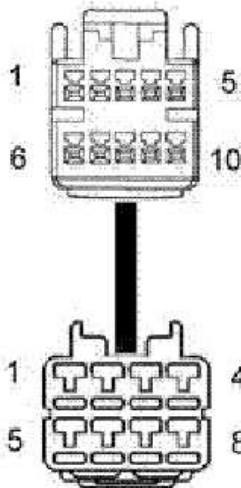
**Connector 1**

(Plugs in to back of radio C1)

**C2: For optional 10-disc CD changer and/or Sirius satellite hook-up**

**Connector 2**

(Plugs in to back of radio C2)



**CD changer cable end**

(Plugs in to CD changer)

Slot	Function
1	FUSED B(+)
2	FUSED IGNITION SWITCH OUTPUT (RUN-ACC)
3	PANEL LAMPS DRIVER
4	
5	
6	
7	RIGHT FRONT SPEAKER (+)
8	RIGHT FRONT SPEAKER (-)
9	LEFT FRONT SPEAKER (-)
10	LEFT FRONT SPEAKER (+)
11	GROUND
12	FUSED B(+)
13	ENABLE SIGNAL TO AMPLIFIER
14	PCI BUS
15	RADIO MUTE
16	
17	
18	LEFT REAR SPEAKER (+)
19	LEFT REAR SPEAKER (-)
20	RIGHT REAR SPEAKER (-)
21	RIGHT REAR SPEAKER (+)
22	GROUND

Slot	Function
1	AUDIO IN, RIGHT
2	GROUND
3	SHIELD
4	PCI BUS
5	IGNITION SWITCH (RUN ACC)
6	AUDIO IN, LEFT
7	GROUND
8	ARTIST DISPLAY
9	
10	FUSED B(+)

CAV	FUNCTION
1	AUDIO OUT RIGHT
2	SHIELD
3	PCI BUS
4	IGNITION SWITCH OUTPUT
5	AUDIO OUT LEFT
6	GROUND
7	GROUND
8	B(+)

Junction Port